


Mesa Community College
MCC Course Evaluation Spring 2016

Level: Mesa Community College

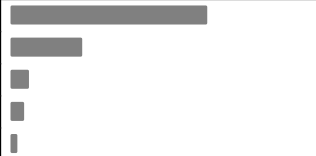
1 - For the items below, please indicate your level of agreement or disagreement with each statement.

The instructor demonstrates comprehensive knowledge of course content.

Response Option	Weight	Frequency	Percent	Percent Responses	Means
Strongly Agree	(5)	11306	72.73%		4.62
Agree	(4)	3145	20.23%		
No Opinion	(3)	701	4.51%		
Disagree	(2)	216	1.39%		
Strongly Disagree	(1)	178	1.14%		
				0 25 50 75 100	Course
Return Rate	Mean	STD	Median		
14513/25546 (56.81%)	4.62	0.74	5.00		


1 - For the items below, please indicate your level of agreement or disagreement with each statement.

The instructor presents information clearly.

Response Option	Weight	Frequency	Percent	Percent Responses	Means
Strongly Agree	(5)	9892	64.01%		4.42
Agree	(4)	3605	23.33%		
No Opinion	(3)	928	6%		
Disagree	(2)	685	4.43%		
Strongly Disagree	(1)	345	2.23%		
				0 25 50 75 100	Course
Return Rate	Mean	STD	Median		
14425/25546 (56.47%)	4.42	0.95	5.00		


1 - For the items below, please indicate your level of agreement or disagreement with each statement.

The instructor uses meaningful examples to respond to student questions and clarify information.

Response Option	Weight	Frequency	Percent	Percent Responses	Means
Strongly Agree	(5)	10254	66.52%		4.47
Agree	(4)	3308	21.46%		
No Opinion	(3)	1062	6.89%		
Disagree	(2)	489	3.17%		
Strongly Disagree	(1)	301	1.95%		
				0 25 50 75 100	Course
Return Rate	Mean	STD	Median		
14385/25546 (56.31%)	4.47	0.90	5.00		

1 - For the items below, please indicate your level of agreement or disagreement with each statement.

The instructor encourages questions and/or participation.

Response Option	Weight	Frequency	Percent	Percent Responses	Means
Strongly Agree	(5)	10574	68.78%		4.54
Agree	(4)	3268	21.26%		
No Opinion	(3)	958	6.23%		
Disagree	(2)	332	2.16%		
Strongly Disagree	(1)	241	1.57%		
				0 25 50 75 100	Course
Return Rate	Mean	STD	Median		
14342/25546 (56.14%)	4.54	0.83	5.00		

Mesa Community College
MCC Course Evaluation Spring 2016

Level: Mesa Community College

1 - For the items below, please indicate your level of agreement or disagreement with each statement.

The instructor maintains a positive atmosphere in class and enjoys teaching.

Response Option	Weight	Frequency	Percent	Percent Responses	Means
Strongly Agree	(5)	10795	70.29%		4.55
Agree	(4)	2937	19.12%		
No Opinion	(3)	1129	7.35%		
Disagree	(2)	253	1.65%		
Strongly Disagree	(1)	244	1.59%		
0 25 50 75 100 Course					
Return Rate	Mean	STD	Median		
14325/25546 (56.08%)	4.55	0.83	5.00		

1 - For the items below, please indicate your level of agreement or disagreement with each statement.

The instructor displays respect for students.

Response Option	Weight	Frequency	Percent	Percent Responses	Means
Strongly Agree	(5)	11048	72.03%		4.58
Agree	(4)	2918	19.02%		
No Opinion	(3)	894	5.83%		
Disagree	(2)	252	1.64%		
Strongly Disagree	(1)	227	1.48%		
0 25 50 75 100 Course					
Return Rate	Mean	STD	Median		
14307/25546 (56%)	4.58	0.80	5.00		

1 - For the items below, please indicate your level of agreement or disagreement with each statement.

The instructor is accessible outside of class time.

Response Option	Weight	Frequency	Percent	Percent Responses	Means
Strongly Agree	(5)	9287	60.66%		4.37
Agree	(4)	3307	21.6%		
No Opinion	(3)	2078	13.57%		
Disagree	(2)	382	2.5%		
Strongly Disagree	(1)	255	1.67%		
0 25 50 75 100 Course					
Return Rate	Mean	STD	Median		
14284/25546 (55.91%)	4.37	0.92	5.00		

1 - For the items below, please indicate your level of agreement or disagreement with each statement.

The instructor teaches in a variety of ways to support learning.

Response Option	Weight	Frequency	Percent	Percent Responses	Means
Strongly Agree	(5)	9201	60.26%		4.34
Agree	(4)	3473	22.75%		
No Opinion	(3)	1488	9.75%		
Disagree	(2)	720	4.72%		
Strongly Disagree	(1)	386	2.53%		
0 25 50 75 100 Course					
Return Rate	Mean	STD	Median		
14248/25546 (55.77%)	4.34	1.00	5.00		

Mesa Community College
MCC Course Evaluation Spring 2016

Level: Mesa Community College

1 - For the items below, please indicate your level of agreement or disagreement with each statement.

Tests and assignments are directly related to the subject matter under study.

Response Option	Weight	Frequency	Percent	Percent Responses	Means
Strongly Agree	(5)	10462	69.28%		4.55
Agree	(4)	3199	21.18%		
No Opinion	(3)	915	6.06%		
Disagree	(2)	290	1.92%		
Strongly Disagree	(1)	235	1.56%		
				0 25 50 75 100	Course
Return Rate	Mean	STD	Median		
14099/25546 (55.19%)	4.55	0.82	5.00		

2 - For the items below, please indicate how often each of the following occurred in this course.

How often have you engaged in activities that make subject matter meaningful?

Response Option	Weight	Frequency	Percent	Percent Responses	Means
Very often	(4)	8752	57.26%		3.40
Often	(3)	4244	27.77%		
Sometimes	(2)	1864	12.2%		
Never	(1)	424	2.77%		
				0 25 50 75 100	Course
Return Rate	Mean	STD	Median		
14257/25546 (55.81%)	3.40	0.81	4.00		

2 - For the items below, please indicate how often each of the following occurred in this course.

How often have you used e-mail, Canvas inbox, phone, or office hours to communicate with your course instructor?

Response Option	Weight	Frequency	Percent	Percent Responses	Means
Very often	(4)	6194	40.63%		2.95
Often	(3)	3637	23.86%		
Sometimes	(2)	3804	24.95%		
Never	(1)	1610	10.56%		
				0 25 50 75 100	Course
Return Rate	Mean	STD	Median		
14222/25546 (55.67%)	2.95	1.04	3.00		

2 - For the items below, please indicate how often each of the following occurred in this course.

How often have you received timely, informative feedback from the course instructor on your learning?

Response Option	Weight	Frequency	Percent	Percent Responses	Means
Very often	(4)	8760	57.64%		3.37
Often	(3)	4043	26.6%		
Sometimes	(2)	1707	11.23%		
Never	(1)	687	4.52%		
				0 25 50 75 100	Course
Return Rate	Mean	STD	Median		
14177/25546 (55.5%)	3.37	0.85	4.00		

Mesa Community College
MCC Course Evaluation Spring 2016

Level: Mesa Community College

3 - Please answer the questions below using the scale provided from very much to very little.

How much have class activities and instruction related to course assignments and tests?

Response Option	Weight	Frequency	Percent	Percent Responses	Means	
Very much	(4)	10736	70.2%		3.59	
Quite a bit	(3)	3207	20.97%			
Some	(2)	1049	6.86%			
Very little	(1)	302	1.97%			
				0 25 50 75 100	Course	
Return Rate	Mean	STD	Median			
14276/25546 (55.88%)	3.59	0.70	4.00			

3 - Please answer the questions below using the scale provided from very much to very little.

How much has the instructor contributed to your success in this course?

Response Option	Weight	Frequency	Percent	Percent Responses	Means	
Very much	(4)	9392	61.56%		3.40	
Quite a bit	(3)	3392	22.23%			
Some	(2)	1657	10.86%			
Very little	(1)	815	5.34%			
				0 25 50 75 100	Course	
Return Rate	Mean	STD	Median			
14238/25546 (55.73%)	3.40	0.88	4.00			

3 - Please answer the questions below using the scale provided from very much to very little.

How much has this course challenged you to understand the content?

Response Option	Weight	Frequency	Percent	Percent Responses	Means	
Very much	(4)	9076	59.94%		3.42	
Quite a bit	(3)	3960	26.15%			
Some	(2)	1559	10.3%			
Very little	(1)	546	3.61%			
				0 25 50 75 100	Course	
Return Rate	Mean	STD	Median			
14127/25546 (55.3%)	3.42	0.82	4.00			

4 - About how many hours have you spent in a typical 7-day week preparing for this class (studying, reading, writing, rehearsing, doing homework, or other activities related to this course)?

Response Option	Weight	Frequency	Percent	Percent Responses	Means	
None	(1)	350	2.44%		3.23	
1-2 hours	(2)	3142	21.88%			
3-4 hours	(3)	5806	40.42%			
5-6 hours	(4)	2926	20.37%			
More than 6 hours	(5)	2139	14.89%			
				0 25 50 75 100	Course	
Return Rate	Mean	STD	Median			
14363/25546 (56.22%)	3.23	1.03	3.00			