






Mesa Community College
MCC Course Evaluation Spring 2018_Short Term

Level: Mesa Community College

Response Rate: 1174/1526 (76.93 %)






1 - For the items below, please indicate your level of agreement or disagreement with each statement.

The instructor knows the course content well.

Response Option	Weight	Frequency	Percent	Percent Responses	Means
Strongly Agree	(5)	849	72.01%		4.63
Agree	(4)	239	20.27%		
No Opinion	(3)	82	6.96%		
Disagree	(2)	4	0.34%		
Strongly Disagree	(1)	5	0.42%		
				0 25 50 100	Course
Response Rate		Mean		STD	Median
1170/1526 (76.67%)		4.63		0.67	5.00






1 - For the items below, please indicate your level of agreement or disagreement with each statement.

The instructor presents information clearly.

Response Option	Weight	Frequency	Percent	Percent Responses	Means
Strongly Agree	(5)	776	66.21%		4.50
Agree	(4)	275	23.46%		
No Opinion	(3)	69	5.89%		
Disagree	(2)	36	3.07%		
Strongly Disagree	(1)	16	1.37%		
				0 25 50 100	Course
Response Rate		Mean		STD	Median
1163/1526 (76.21%)		4.50		0.85	5.00






1 - For the items below, please indicate your level of agreement or disagreement with each statement.

The instructor responds to student questions clearly.

Response Option	Weight	Frequency	Percent	Percent Responses	Means
Strongly Agree	(5)	779	66.87%		4.51
Agree	(4)	245	21.03%		
No Opinion	(3)	106	9.10%		
Disagree	(2)	22	1.89%		
Strongly Disagree	(1)	13	1.12%		
				0 25 50 100	Course
Response Rate		Mean		STD	Median
1156/1526 (75.75%)		4.51		0.82	5.00

1 - For the items below, please indicate your level of agreement or disagreement with each statement.

The instructor encourages questions and/or participation.

Response Option	Weight	Frequency	Percent	Percent Responses	Means
Strongly Agree	(5)	802	68.49%		4.57
Agree	(4)	266	22.72%		
No Opinion	(3)	76	6.49%		
Disagree	(2)	17	1.45%		
Strongly Disagree	(1)	10	0.85%		
				0 25 50 100	Course
Response Rate		Mean		STD	Median
1162/1526 (76.15%)		4.57		0.75	5.00

Mesa Community College
MCC Course Evaluation Spring 2018_Short Term

Level: Mesa Community College

Response Rate: 1174/1526 (76.93 %)

1 - For the items below, please indicate your level of agreement or disagreement with each statement.

The instructor maintains a positive atmosphere in the course.

Response Option	Weight	Frequency	Percent	Percent Responses	Means
Strongly Agree	(5)	827	70.87%		4.60
Agree	(4)	238	20.39%		
No Opinion	(3)	90	7.71%		
Disagree	(2)	5	0.43%		
Strongly Disagree	(1)	7	0.60%		
				0 25 50 100	Course
Response Rate		Mean		STD	Median
1158/1526 (75.88%)		4.60		0.70	5.00

1 - For the items below, please indicate your level of agreement or disagreement with each statement.

The instructor is respectful to students.

Response Option	Weight	Frequency	Percent	Percent Responses	Means
Strongly Agree	(5)	869	74.40%		4.67
Agree	(4)	225	19.26%		
No Opinion	(3)	62	5.31%		
Disagree	(2)	7	0.60%		
Strongly Disagree	(1)	5	0.43%		
				0 25 50 100	Course
Response Rate		Mean		STD	Median
1159/1526 (75.95%)		4.67		0.65	5.00

1 - For the items below, please indicate your level of agreement or disagreement with each statement.

The instructor is available outside of class.

Response Option	Weight	Frequency	Percent	Percent Responses	Means
Strongly Agree	(5)	632	54.20%		4.24
Agree	(4)	219	18.78%		
No Opinion	(3)	290	24.87%		
Disagree	(2)	17	1.46%		
Strongly Disagree	(1)	8	0.69%		
				0 25 50 100	Course
Response Rate		Mean		STD	Median
1157/1526 (75.82%)		4.24		0.92	5.00

1 - For the items below, please indicate your level of agreement or disagreement with each statement.

The instructor uses different methods to help students learn.

Response Option	Weight	Frequency	Percent	Percent Responses	Means
Strongly Agree	(5)	676	58.08%		4.32
Agree	(4)	270	23.20%		
No Opinion	(3)	154	13.23%		
Disagree	(2)	41	3.52%		
Strongly Disagree	(1)	23	1.98%		
				0 25 50 100	Course
Response Rate		Mean		STD	Median
1156/1526 (75.75%)		4.32		0.96	5.00

Mesa Community College
MCC Course Evaluation Spring 2018_Short Term

Level: Mesa Community College

Response Rate: 1174/1526 (76.93 %)

1 - For the items below, please indicate your level of agreement or disagreement with each statement.

Tests, exams, and assignments are directly related to the course material.

Response Option	Weight	Frequency	Percent	Percent Responses	Means
Strongly Agree	(5)	829	71.28%		4.62
Agree	(4)	250	21.50%		
No Opinion	(3)	65	5.59%		
Disagree	(2)	11	0.95%		
Strongly Disagree	(1)	8	0.69%		
				0 25 50 100	Course
Response Rate		Mean		STD	Median
1154/1526 (75.62%)		4.62		0.70	5.00

1 - For the items below, please indicate your level of agreement or disagreement with each statement.

Class activities made the course valuable or useful to me.

Response Option	Weight	Frequency	Percent	Percent Responses	Means
Strongly Agree	(5)	754	64.83%		4.47
Agree	(4)	269	23.13%		
No Opinion	(3)	91	7.82%		
Disagree	(2)	26	2.24%		
Strongly Disagree	(1)	23	1.98%		
				0 25 50 100	Course
Response Rate		Mean		STD	Median
1154/1526 (75.62%)		4.47		0.88	5.00

1 - For the items below, please indicate your level of agreement or disagreement with each statement.

The instructor recognizes and values the cultures represented by the students in the classroom.

Response Option	Weight	Frequency	Percent	Percent Responses	Means
Strongly Agree	(5)	759	65.60%		4.48
Agree	(4)	226	19.53%		
No Opinion	(3)	156	13.48%		
Disagree	(2)	6	0.52%		
Strongly Disagree	(1)	10	0.86%		
				0 25 50 100	Course
Response Rate		Mean		STD	Median
1148/1526 (75.23%)		4.48		0.81	5.00

2 - For the items below, please indicate how often each of the following occurred in this course.

How often have you communicated with your instructor?

Response Option	Weight	Frequency	Percent	Percent Responses	Means
Very often	(4)	293	25.26%		2.67
Often	(3)	321	27.67%		
Sometimes	(2)	420	36.21%		
Never	(1)	126	10.86%		
				0 25 50 100	Course
Response Rate		Mean		STD	Median
1151/1526 (75.43%)		2.67		0.97	3.00

Mesa Community College
MCC Course Evaluation Spring 2018_Short Term

Level: Mesa Community College

Response Rate: 1174/1526 (76.93 %)

2 - For the items below, please indicate how often each of the following occurred in this course.

How often have you received timely, informative feedback from the instructor that helped you learn?

Response Option	Weight	Frequency	Percent	Percent Responses	Means	
Very often	(4)	622	53.81%		3.31	
Often	(3)	327	28.29%			
Sometimes	(2)	149	12.89%			
Never	(1)	58	5.02%			
				0 25 50 100	Course	
Response Rate		Mean		STD		Median
1147/1526 (75.16%)		3.31		0.88		4.00

2 - For the items below, please indicate how often each of the following occurred in this course.

How often did the instructor connect subject matter to the real world?

Response Option	Weight	Frequency	Percent	Percent Responses	Means	
Very often	(4)	761	66.35%		3.52	
Often	(3)	257	22.41%			
Sometimes	(2)	97	8.46%			
Never	(1)	32	2.79%			
				0 25 50 100	Course	
Response Rate		Mean		STD		Median
1138/1526 (74.57%)		3.52		0.77		4.00

3 - Please answer the questions below using the scale provided from very much to very little.

How much has the instructor helped you succeed in this course?

Response Option	Weight	Frequency	Percent	Percent Responses	Means	
Very much	(4)	686	59.45%		3.36	
Quite a bit	(3)	256	22.18%			
Some	(2)	158	13.69%			
Very little	(1)	54	4.68%			
				0 25 50 100	Course	
Response Rate		Mean		STD		Median
1145/1526 (75.03%)		3.36		0.89		4.00

3 - Please answer the questions below using the scale provided from very much to very little.

How much has this course challenged you to understand the content?

Response Option	Weight	Frequency	Percent	Percent Responses	Means	
Very much	(4)	602	52.53%		3.33	
Quite a bit	(3)	350	30.54%			
Some	(2)	161	14.05%			
Very little	(1)	33	2.88%			
				0 25 50 100	Course	
Response Rate		Mean		STD		Median
1137/1526 (74.51%)		3.33		0.82		4.00

Mesa Community College
MCC Course Evaluation Spring 2018_Short Term

Level: Mesa Community College

Response Rate: 1174/1526 (76.93 %)

4 - About how many hours have you spent in a typical 7-day week preparing for this class (studying, reading, writing, rehearsing, doing homework, or other activities related to this course)?

Response Option	Weight	Frequency	Percent	Percent Responses	Means		
None	(1)	20	1.73%				
1-2 hours	(2)	164	14.17%	■			
3-4 hours	(3)	477	41.23%	■			
5-6 hours	(4)	282	24.37%	■			
More than 6 hours	(5)	214	18.50%	■			
				0 25 50 100	Course		
Response Rate				Mean	STD	Median	
1157/1526 (75.82%)				3.44	1.00	3.00	