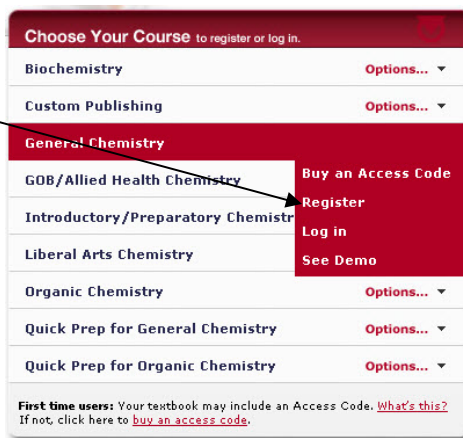


Dear Student,

We'll be using OWL (Online Web Learning) as our online homework system this fall. You will need to register for OWL in order to get homework credit. Here are your directions to get access:

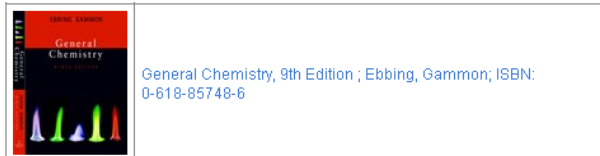
1. First, open a web browser on your computer and go to www.cengage.com/owl

2. Choose **General Chemistry** and choose **Register**.






4. Choose the textbook:

**General Chemistry, 9th Edition ;
Ebbing, Gammon; ISBN: 0-618-85748-6**



5. Choose your school.

6. Choose the *Chemistry Department* by clicking on the blue arrow under **Student Registration**

Department	User Login Page	Student Registration	Request Instructor Account
Chemistry Department			

7. Choose the blue arrow next to the correct course and section you want to register for. Enter your information into the Self-Registration form. Type your access code into the Access Code space and press **Continue**.

YOUR ACCESS CODE:

Once you reach the Student Registration: Successful Registration page, click on the Login Page link at the top. Bookmark this login page and use it whenever you visit OWL. Use the Login and Password you created during registering.

AFTER you register, get back to the login page anytime by going to www.cengage.com/owl. Choose your course type and choose **Log in**. Choose your textbook and then your school. Choose the blue arrow under "User Login Page" to get to your login page. Bookmark this page.