

## Course Completion Report: AY 2005-2006

### Background

Mesa Community College (MCC) is a comprehensive two-year institution that offers more than 100 academic, career, certificate, and personal interest programs. Mesa is focused on student learning. Over 27,000 students were enrolled in classes as of fall 2005. The majority of students attend part-time and are preparing to transfer to a four year university. Course completion data is reviewed as part of the ongoing college commitment to high academic standards and excellence. While most courses last 16 weeks, some courses are offered on a short term schedule, on an open entry basis or via the internet.

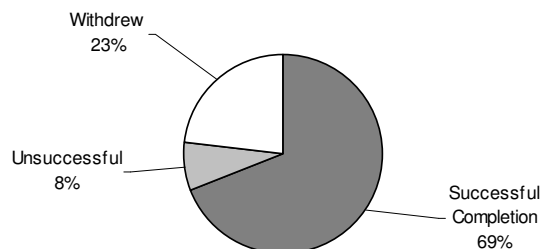
Completion data and grades for courses offered for credit during the 2005-2006 academic year are presented in this paper.<sup>1</sup>

### MCC Course Completion Highlights

Completion data for all courses for the 2005-2006 academic year show:

- 69% of the grades reflect successful completion. For the purpose of this analysis, successful completion was defined as a grade of C or better or a P (Passing).
- 8% of the grades were classified as unsuccessful (D, F or Z failing).
- 23% of the grades reflect withdrawal from a course after the drop/add date (grade of W or Y).

### Overall Course Completion



### Types of Courses

Courses are offered in a variety of formats.

- Most courses are “regular courses” that generally last 16 weeks and are offered for three or more credits. 86% of all grades are assigned in regular courses.
- Short term courses are less than 16 weeks, typically 14-weeks or 8-weeks.
- Open entry courses allow students to enter and work at their own pace throughout the semester.
- Internet courses are delivered via an on-line format.

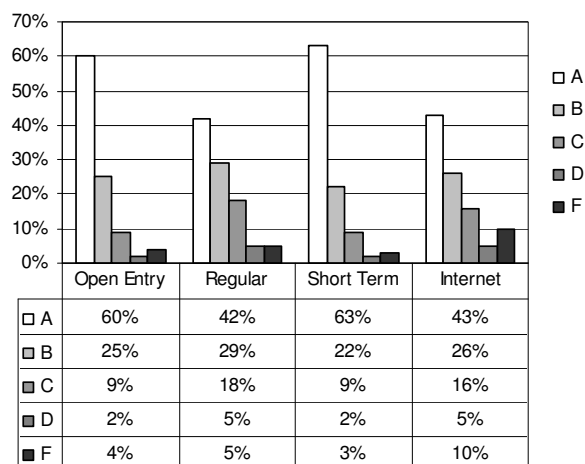
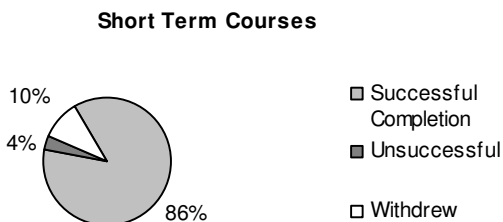
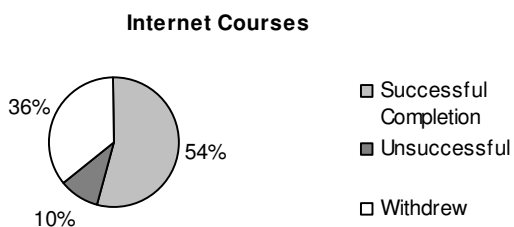
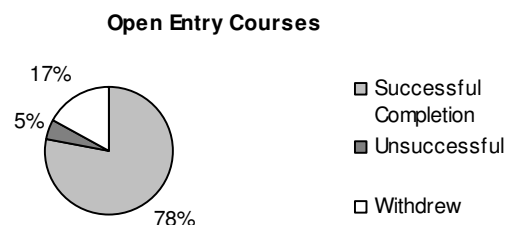
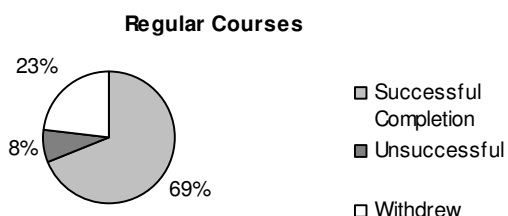
### Course Completion by Course Type

- Sixty-nine percent of the grades for regular courses reflect successful completion.
- When compared to regular courses, the internet courses have a larger percentage of withdrawals.
- The highest successful completion (A,B,C,P) is for short term courses, which include many one and two-credit courses.

### Letter Grade Distribution

The distribution of A, B, C, D, F grades, excluding Pass(P)/Fail(Z) and withdrawals (W,Y), are compared by course type in the following table. Most students who complete a course are successful. Short term and open entry courses have a higher percentage of A's than the regular or internet courses; internet courses have the highest percentage of "F" grades (10%).

Grade Distribution by Type



### Trends over Time

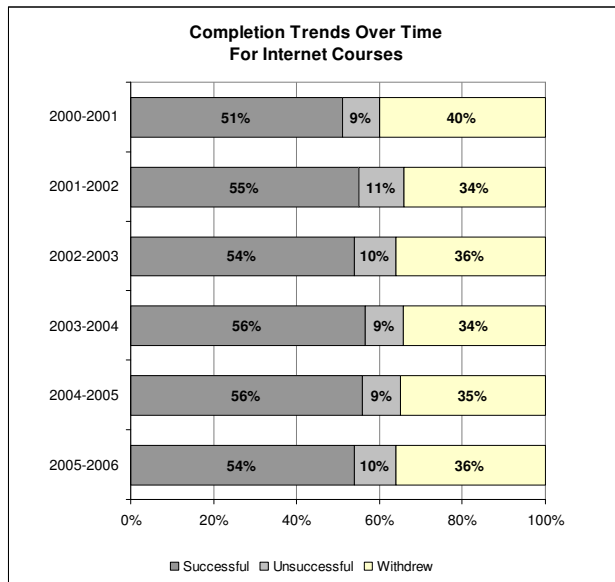
Completion data has been collected and tracked for six years. The relative share of completions overall is shown in the table that follows.

	Successful (A,B,C,P)	Unsuccessful (D,F,Z)	Sub-total	Withdrew (W,Y)
<b>2000-2001</b>	68%	8%	76%	24%
<b>2001-2002</b>	70%	8%	78%	22%
<b>2002-2003</b>	71%	7%	78%	22%
<b>2003-2004</b>	71%	8%	79%	21%
<b>2004-2005</b>	71%	7%	78%	22%
<b>2005-2006</b>	69%	8%	77%	23%

**Focus on Internet Courses**

Over the past six years, enrollments in internet courses have increased by 150%.

The percent of withdrawals has fallen for students in internet courses from 40% in 2000-2001 to 36% in 2005-2006. There has also been a rise in successful completion, from 51% in 2000-2001 to 54% in 2005-2006, as displayed in the table below.



	# of Grades	Successful (A, B, C, P)	Unsuccessful (D, F, Z)	Withdrew (W, Y)
<b>2000-2001</b>	3,859	51%	9%	40%
<b>2001-2002</b>	5,188	55%	11%	34%
<b>2002-2003</b>	7,039	54%	10%	36%
<b>2003-2004</b>	8,070	56%	9%	34%
<b>2004-2005</b>	9,071	56%	9%	35%
<b>2005-2006</b>	9,771	54%	10%	36%

**Summary**

Overall completion rates have gradually increased over time. Rates differ by grading type, credit hours earned and delivery type. Success rates are highest for short term courses. Withdrawal rates are highest for internet courses, but this has improved over time.

The share of grades that reflect successful completion for fall 2005 and spring 2006 semesters is 69% overall. Regular 16 week courses comprise 86% of the total grades assigned, and the share of A, B, C, or P's is 69%. The share of successful completions is 54% for internet, 78% for open entry courses, and 86% for short-term courses.

More detailed course completion reports have been prepared for department chairs. This information can be useful for course review and program planning.

<sup>1</sup> Fitness Center grades, audits and incomplete grades were excluded for this analysis. Open entry internet grades are categorized as open entry.



Mesa Community College  
Mesa, Arizona

Office of Research and Planning  
<http://www.mc.maricopa.edu/orp/briefs/>  
480-461-7213

A Maricopa Community College